

BC+™

Positive hemoculture processing device





Copan BC+™ is a vacuum tube conceived to transfer and transport positive blood samples for culture or microscopic analysis^{1,2,3}.



Easy to use

The pierceable cap and the vacuum system ensure a clean and effortless transfer of the positive hemoculture inside the tube.



Sample on sight

The Min/Max level indicators on the BC+™ tube help the operator to collect the proper amount of blood samples to be picked by the automation in the lab.



Manual or automated handling

BC+™ is compatible with automated processing with WASP® & Radian®.



Room temperature transport

BC+™ allows transporting the blood sample for 8 hours at room temperature.



Fields of application

Prenalytics made different



Antimicrobial Resistance





Clinical Chemistry

WASP®

Walk-Away Specimen Processor™

BC+™ brings your positive blood cultures directly into WASP® for streaking. Providing a comprehensive system encompassing all aspects of automated specimen processing, plating and streaking, Gram slide preparation, and enrichment broth inoculation, Copan WASP® is a truly revolutionary instrument of specimen processing for Microbiology.




Automated Rapid AST

Radian® AI-powered SIR interpretation

In the case of a positive hemoculture, a timely identification of the infecting agent and possible resistance assessment are crucial. Integrating EUCAST Rapid AST Rules (R-AST) for blood culture into the automated workflow, Wasp Radian® is the first fully automated platform to provide accurate therapy indications for Blood Stream Infection patients within just a 4-hours incubation.

Ordering information

Choose SLSolution™ in bulk packs or in combination with either a single-use pipette or the Sputum Dipper.

Cat N.	Description	Pack size	Sample*
2Uo26S	BC+™ vacuum tube 12x80 mm, red cap 	600 pieces - 12 resealable bags of 50 pieces	?

*Suggested table. Please refer to your GLP procedures to choose the most appropriate device for the specific sampling site

Scientific references

All the studies we cited in this product focus are listed here.

1. Gabriel Lima-Oliveira, Giuseppe Lippi, Gian Luca Salvagno, et al., (2012) Preanalytical management: serum vacuum tubes validation for routine clinical chemistry; Biochem Med (Zagreb); 22(2): 180–186
2. Giuseppe Lippi, Paola Avanzini, Roberta Musa, et al., (2013) Evaluation of sample hemolysis in blood collected by S-Monovette® using vacuum or aspiration mode, Biochem Med (Zagreb); 23(1):64-9.
3. Fajardo E, Carol Metcalf, Elton Mbofana, et al., (2014) Opportunities to improve storage and transportation of blood specimens for CD4 testing in a rural district in Zimbabwe using BD vacutainer CD4 stabilization tubes: a stability and diagnostic accuracy study. BMC Infect Dis.; 14:553.



LOT

M

212787
2023-01



BC+™

Positive blood culture transfer and transport



BC+™

Positive blood culture transfer and transport



LOT

212787
2023-01

Notes

A large grid of dots for taking notes, consisting of 20 columns and 30 rows of small, light gray dots on a white background.



This document may contain product information otherwise not accessible or valid in your country. Please be aware that Copan Italia S.p.A. does take any responsibility for accessing such information which may not comply with any valid legal process, regulation, registration or usage in the country of your origin. Product clearance and availability restrictions may apply in some Countries. Please refer to Copan website (www.copangroup.com) to view and/or download the most recent version of the brochure. This document is mainly intended for marketing purposes, always consult product insert for complete information. The use of this product in association with diagnostic kits or instrumentation should be internally validated by the user. ©2021 Copan Italia. All rights reserved. The trademarks mentioned herein are property of Copan Italia S.p.A.
Code: JMKPF016Roo.EN



@copangroup

Copan Italia s.p.a.
Via Francesco Perotti 10,
25125 Brescia, Italy

t | f +030 2687211
@ | info@copangroup.com
www.copangroup.com