

*CLASSIQSwabs™*

# Sterile dry fiber wrapped swabs





Copan CLASSIQSwabs™ in pouch and in tube are sterile ready-for-use systems intended for the clinical samples drawing. The swabs are suitable for short contact with the human body and should be used as directed.



#### ***Applicators variety***

Available in different materials, plastic, aluminum, twisted wire.



#### ***Packaging***

CLASSIQSwabs™ are available in tube with color coded caps for easy identification or in space efficient peel pouch, individually or multiple wrapped.



#### ***Personalization***

Additional color coding and different shaft lengths upon request.



#### *The swab*

### **Classic Style**

These soft fiber swabs are available in Regular and Minitip shapes and various materials such as cotton, rayon, and polyester.

#### *Fields of application*

### **Prenalytics made different**



*Respiratory Diseases* <sup>1-4</sup>



*STI & HPV* <sup>5,6</sup>



*Cutaneous Infections* <sup>7</sup>



*Microbiome* <sup>9,10</sup>

#### *Preservation*

### **CLASSIQSwabs™ performance**

Copan CLASSIQSwabs™ are able to collect clinical specimens that can be preserved when associated with several Copan Transport Media.

However, according to the vast scientific literature, CLASSIQSwabs™ are suitable to store as dry swabs bacterial DNA for microbiome analysis when stored at -20°C<sup>10</sup> and -80°C<sup>9</sup>.



## Laboratory

### Handling and Processing

Samples collected with Copan CLASSIQSwabs™ are suitable for viral culture, bacterial culture of anaerobes, aerobes and fastidious organisms or molecular analysis with many diagnostic kits when associated with several Copan Transport Media.



Scientific literature reports sample collection and transport with CLASSIQSwabs™ prior to culture and downstream molecular assays:








- Bacterial culture<sup>1,2,3,4,7,8</sup>
- Molecular-based assays<sup>2,3,4,5,6,9,10</sup>









## CLASSIQSwabs™

### Ordering information

Choose between different swab tips, applicators and packaging.

Cat N.	Description	Pack size
155C	Applicator: Plastic - Swab tip: Rayon 	1000 pcs in tube (10 boxes of 100 pcs)
155CS01	Applicator: Plastic - Swab tip: Rayon 	600 pcs in tube, in peel pouch (6 boxes of 100 pcs)

Cat N.	Description	Pack size
159C	<p>Applicator: Plastic - Swab tip: Polyester</p> 	1000 pcs in tube (10 boxes of 100 pcs)
160C	<p>Applicator: Aluminum - Swab tip: Rayon</p> 	1000 pcs in tube (10 boxes of 100 pcs)
162C	<p>Applicator: Aluminum - Swab tip: Polyester</p> 	1000 pcs in tube (10 boxes of 100 pcs)
164C	<p>Applicator: Paper- Swab tip: Cotton</p> 	1000 pcs in tube (10 boxes of 100 pcs)
164KS01	<p>Applicator: Plastic - Swab tip: Polyester</p> 	1000 pcs in peel pouch (10 boxes of 100 pcs)
167CS01	<p>Applicator: Plastic - Dual Swab tip: Rayon</p> 	500 pcs in tube, in peel pouch (10 boxes of 50 pcs)
167KS01	<p>Applicator: Plastic - Swab tip: Rayon</p> 	1000 pcs in peel pouch (10 boxes of 100 pcs)
167KS02	<p>Applicator: Plastic - Swab tip: Rayon 2 swabs in pouch</p> 	1000 pcs in peel pouch (10 boxes of 100 pcs)

Cat N.	Description	Pack size
167KS100	Applicator: Plastic - Swab tip: Rayon 	100 swabs in pouch 2500 pieces (1 boxes of 2500 pcs)
167KS25	Applicator: Plastic - Swab tip: Rayon 	25 swabs in pouch 9000 pieces (6 boxes of 1500 pcs)
168C	Applicator: Twisted Wire - Swab tip: Rayon 	1000 pcs in tube (10 boxes of 100 pcs)
170KS01	Applicator: Aluminum - Swab tip: Rayon 	1000 pcs in peel pouch (10 boxes of 100 pcs)
184C	Applicator: Plastic Minitip - Swab tip: Rayon 	1000 pcs in tube (10 boxes of 100 pcs)
184CS01	Applicator: Plastic Minitip - Swab tip: Rayon 	1000 pcs in peel pouch (10 boxes of 100 pcs)
185C	Applicator: Plastic Minitip - Swab tip: Polyester 	1000 pcs in tube (10 boxes of 100 pcs)
185CS01	Applicator: Plastic Minitip - Swab tip: Polyester 	1000 pcs in peel pouch (10 boxes of 100 pcs)

<i>Cat N.</i>	<i>Description</i>	<i>Pack size</i>
<b>1U054S01</b>	Applicator with breaking point at 100mm Plastic - Swab tip: Polyester 	1000 pcs in peel pouch (10 boxes of 100 pcs)
<b>1U059S01</b>	Applicator with breaking point at 73mm: Plastic - Swab tip: Polyester 	1000 pcs in peel pouch (10 boxes of 100 pcs)

## Scientific references

All the independent studies we cited in this product focus are listed here.

1. Gebre T et al. (2017) Nasopharyngeal Carriage and Antimicrobial Susceptibility Patterns of *Streptococcus pneumoniae* among Children under Five in Southwest Ethiopia. *Children* 4(4): 27
2. Von Allmen N et al. (2019) Liquid and Dry Swabs for Culture- and PCR-Based Detection of Colonization with Methicillin-Resistant *Staphylococcus aureus* during Admission Screening. *European Journal of Microbiology and Immunology* 9: 131–137
3. Stokes W et al (2018) Clinical performance of the Abbott Panbio with nasopharyngeal, throat, and saliva swabs among symptomatic individuals with COVID-19. *European Journal of Clinical Microbiology & Infectious Diseases* 1-6
4. Monemo P et al (2020) Pharyngeal Carriage of Beta-Haemolytic *Streptococcus* Species and Seroprevalence of Anti-*Streptococcal* Antibodies in Children in Bouaké, Côte d'Ivoire. *Trop Med Infect Dis* 5:177
5. Viviano M et al. (2018) A comparison of cotton and flocked swabs for vag-inal self-sample collection. *Int J Womens Health* 10: 229–236
6. Amadane M et al. (2019) Characteristics of HPV-unvaccinated undergraduate health students in Switzerland, a cross sectional study. *Archives of Public Health* 77:29
7. Becerro de Bengoa Vallejo R et al. (2018) Effectiveness of surgical hand antisepsis using chlorhexidine digluconate and parachlorometaxyleneol hand scrub - Cross-over trial. *Medicine* 97(42): e12831
8. Toribio A et al. (2019) Conjunctival flora in anophthalmic patients: micro-bio-logical spectrum and antibiotic sensitivity. *Int J Ophthalmol* 12(5): 765-773
9. Koutsourelakis I et al. (2018) Temporal instability of the post-surgical maxillary sinus microbiota. *BMC Infectious Diseases* 18(1): 441
10. Atukunda P et al. (2019) Child development, growth and microbiota: follow-up of a randomized education trial in Uganda. *J Glob Health* 9(1): 010431



## Notes



## Notes







This document may contain product information otherwise not accessible or valid in your country. Please be aware that Copan Italia S.p.A. does take any responsibility for accessing such information which may not comply with any valid legal process, regulation, registration or usage in the country of your origin. Product clearance and availability restrictions may apply in some Countries. Please refer to Copan website ([www.copangroup.com](http://www.copangroup.com)) to view and/or download the most recent version of the brochure. This document is mainly intended for marketing purposes, always consult product insert for complete information. The use of this product in association with diagnostic kits or instrumentation should be internally validated by the user. ©2021 Copan Italia. All rights reserved. The trademarks mentioned herein are property of Copan Italia S.p.A.  
Code: JMKPF007R01



@copangroup

**Copan Italia s.p.a.**  
Via Francesco Perotti 10,  
25125 Brescia, Italy

t | f +030 2687211  
@ | [info@copangroup.com](mailto:info@copangroup.com)  
[www.copangroup.com](http://www.copangroup.com)